

Rittal – The System.

Faster – better – everywhere.

Digital Brochure

ENCLOSURES

POWER DISTRIBUTION

CLIMATE CONTROL

IT INFRASTRUCTURE

SOFTWARE & SERVICES

FRIEDHELM LOH GROUP

www.rittal.ca



Rittal – The System.

Faster – better – everywhere.



System Accessories

Base/Plinth

Flex-Block Base/Plinth System	424
TS Base/Plinth	426
Base/Plinth	433

Base

Base	435
------------	-----

Walls

Sidewalls	450
Partition Walls	453
Interconnect Kit	458

Baying Systems

Baying	460
--------------	-----

Doors/Locks

Door Models	467
Expansion Accessories for TS Modular Front Design	469
Viewing Windows/Operating Panels	473
Lock Systems	478
Hinges	492
Door, External/Internal	493

Roof/Wall Mounting

Roof	499
Wall Mounting	503

Interior Fittings

Mounting Plates	507
Rail Systems	514
Assembly Components	533
Component Shelves	540
System Lights	545
EMC	551
Interior Fittings for Areas at Risk of Earthquake	554
Grounding	555

Cable Routing

Cable Entry	561
Flange Plates	564
Cable Gland	568
Cable Gland	569
Cable Management	572
Cable Routing 19"	582

19" Installation System

Pivoting Frame	587
Accessories for Data Rack	591
Profile Rails	592
Slide Rails	596
19" Fittings	598
Patch Panels	603
Splicing Boxes	604

Human/Machine Interface

Handles	605
External Mounting Accessories	607
Front Fittings	608
Keyboards, Supports and Drawers	610
Interfaces	617
Signal Pillars	619

Technical Information

RittalXpress	622
CE/Grounding/HD/Model Numbers	623
Protection Categories	624
NEMA	625
Approvals/Equipment Grounding Conductor	627
Coating/Spray Finish	628



Allocation of Lock Systems

Compact Enclosures, Carbon Steel

	Housing series							
	EB	AE, AE wall-mounted housing		CM	KS		EL, 3-part	
Condition	-	with cam	with 3-point lock	-	with cam	with 3-point lock	3 - 15 U	18 - 21 U
from page	33	42	44	52	54	55	98	98

Handle systems for housings

Comfort handle									
For lock inserts	482	-	-	-	-	-	-	-	■
For padlock and lock inserts	482	-	-	-	-	-	-	-	■
With lock insert, lock E1	482	-	-	-	-	-	-	-	■
For semi-cylinder	482	-	-	-	-	-	-	-	■
Prepared for ASSA lock system	482	-	-	-	-	-	-	-	■
Mini comfort handle (from AE housing height 15" (380 mm), from AE housing width 12" (300 mm))									
For lock inserts	485	-	■	-	-	-	-	■	-
For semi-cylinder	485	-	■	-	-	-	-	■	-
Ergoform-S handle									
Standard	486	-	-	■	-	-	-	-	-
Special with lock insert, lock E1	486	-	-	■	-	-	-	-	-
Special, prepared for ASSA lock system	486	-	-	■	-	-	-	-	-
Standard for KS plastic enclosures	486	-	-	-	-	-	■	-	-
Folding lever handle									
For lock inserts	483	-	-	-	■	-	-	-	-
For padlock and lock inserts	483	-	-	-	■	-	-	-	-
With lock insert, lock E1	483	-	-	-	■	-	-	-	-
Semi-cylinder lock									
For AE	489	-	■	-	-	-	-	-	-
Plastic handles									
Version B	487	■	■	-	-	-	-	-	-
Version E	487	-	-	-	-	■	-	-	-
T handles									
Version B	487	■	■	-	-	-	-	-	-
Lock inserts for housing									
Lock inserts									
Version A	488	■	■	■	-	-	-	-	-
Version E	488	-	-	-	-	■	■	-	-
Version F	488	-	-	-	■	-	-	■	■
Lock cylinder inserts									
Version B	489	■	■	-	-	-	-	-	-

Lock inserts for handle systems			
Semi-cylinder	Lock inserts		
Safety and push-button lock inserts	Version A	Version F	Safety and push-button lock inserts
483	488	488	483

-	-	■	■
-	-	■	■
-	-	-	-
■	-	-	-
-	-	-	-
-	-	■	■
■	-	-	-
-	-	-	-
■	■	-	-
-	-	-	-
■	-	■	-
■	-	■	-
-	-	-	-
-	-	-	-

Allocation of Lock Systems

Large Enclosures, Carbon Steel

Condition	Housing series		
	TS, SE	PC enclosure	
		Door	For keyboard drawer or fold-out tray
from page	64	115	115

Handle systems for housings

Comfort handle				
For lock inserts	482	■	■	-
For padlock and lock inserts	482	■	■	-
For semi-cylinder	482	■	■	-
With lock insert, lock E1	482	■	■	-
Prepared for ASSA lock system	482	■	■	-
With code	484	■	■ ¹⁾	-
Ergoform-S handle				
Standard	486	-	-	-
Special with lock insert, lock E1	486	-	-	-
Special, prepared for ASSA lock system	486	-	-	-

Lock inserts for housing


Lock inserts				
Version A	488	-	-	■
Version F	488	■	■	-

¹⁾ Can only be used with rear door

Lock inserts for handle systems			
Semi-cylinder	Lock inserts		
Safety and push-button lock inserts	Version A	Version F	Safety and push-button lock inserts
483	488	488	483

-	-	■	■
-	-	■	■
■	-	-	-
-	-	-	-
-	-	-	-
■	-	-	-
■	■	-	-
-	-	-	-
-	-	-	-

New



TS IT Network/ Server Enclosures

See page 87

Allocation of Lock Systems

Console Systems, Carbon Steel

		Housing series			
		TP TopConsole		TP one-piece console	
Condition	from page	Desk unit and top piece	Pedestal	Console cover	Console door
				109	109

Handle systems for housings

Comfort handle					
For lock inserts	482	-	-	-	-
For padlock and lock inserts	482	-	-	-	-
For semi-cylinder	482	-	-	-	-
With lock insert, lock E1	482	-	-	-	-
Prepared for ASSA lock system	482	-	-	-	-
With code	484	-	-	-	-
Ergoform-S handle					
Standard	486	-	■	-	■
Special with lock insert, lock E1	486	-	■	-	■
Special, prepared for ASSA lock system	486	-	■	-	■
T handles					
Version B	487	■	-	■	-

Lock inserts for housing

Lock inserts					
Version A	488	■	■	■	■
Version D	488	-	-	-	-
Version F	488	-	-	-	-
Lock cylinder inserts					
Version B	489	-	-	-	-

Lock inserts for handle systems				
Semi-cylinder	Lock inserts			
	Safety and push-button lock inserts	Version A	Version F	Safety and push-button lock inserts
	483	488	488	483

-	-	■	■
-	-	■	■
■	-	-	-
-	-	-	-
-	-	-	-
■	-	-	-
■	■	-	-
-	-	-	-
-	-	-	-

New



Command Panel with Handle Strips

See page 119

Housings and Enclosures, Stainless Steel

Condition	Housing series					
	AE		One-piece console		SE	
	with cam	with 3-point lock	Console cover	Console door		
Page	175/176	177	181	181	179/180	

Handle systems for housings

Comfort handle						
For lock inserts	482	-	-	-	-	■
For padlock and lock inserts	482	-	-	-	-	■
For semi-cylinder	482	-	-	-	-	■
With lock insert, lock E1	482	-	-	-	-	■
Prepared for ASSA lock system	482	-	-	-	-	■

Ergoform-S handle						
Standard	486	-	■	-	■	-
Special with lock insert, lock E1	486	-	■	-	■	-
Special, prepared for ASSA lock system	486	-	■	-	■	-

Plastic handles						
Version C	487	■ ¹⁾	-	■	-	-

T handles						
Version C	487	■ ¹⁾	-	■	-	-

Semi-cylinder lock						
for AE	489	■ ²⁾	-	-	-	-

Lock inserts for housing

Lock inserts						
Version A	488	-	■	-	-	-
Version C	488	■	-	■	-	-
Version F	488	-	-	-	-	■

Lock cylinder inserts						
Version C	489	■	-	■	-	-

¹⁾ Not with 1018.600

²⁾ Not with housings made from stainless steel 1.4401 (AISI 316L) and use of cam lock 2304.000

Lock inserts for handle systems			
Semi-cylinder	Lock inserts		
Safety and push-button lock inserts	Version A	Version F	Safety and push-button lock inserts

-	-	■	■
-	-	■	■
■	-	-	-
-	-	-	-
-	-	-	-
■	■	-	-
-	-	-	-
-	-	-	-
-	-	-	-
-	-	-	-
-	-	-	-



Accessories

Stainless Steel

See page 167

Lock systems



Comfort handle

for TS, TS IT, SE, PC

The folding lever handle leaves the surface of the door completely free allowing extra space for installed equipment.

Material:

– Die-cast zinc






Surface finish:

– Powder-coated



Also required:

– Handle adapter, see page 467, for installation on glazed door TS, lower door PC

					
	For lock inserts	For padlock and lock inserts	With lock insert, lock E1 ¹⁾	For semi-cylinder	Prepared for ASSA lock system
	Model No.				
RAL 7035	8611.020	8611.290	8611.045	8611.070	8611.280
RAL 9005	8611.350	–	–	8611.360	–
Matt nickel-plated	8611.330	–	–	8611.340	–
Lock inserts, type F					
7 mm square	8611.100	8611.100	–	–	–
8 mm square	8611.110	8611.110	–	–	–
7 mm triangular	8611.120	8611.120	–	–	–
8 mm triangular	8611.130	8611.130	–	–	–
Screwdriver	8611.140	8611.140	–	–	–
Daimler insert	8611.150	8611.150	–	–	–
3 mm double-bit	8611.160	8611.160	–	–	–
Fiat	8611.170	8611.170	–	–	–
6.5 mm triangular (CNOMO)	8611.220	8611.220	–	–	–
Safety and push-button lock inserts					
Lock insert, lock no. 3524 E ²⁾	8611.180	8611.180	–	2467.000	–
Push-button insert	8611.190	8611.190	–	2468.000	–
Push-button and lock insert ²⁾	8611.200 ³⁾	8611.200 ³⁾	–	2469.000 ⁴⁾	–

¹⁾ Only for use with VW, Audi, SEAT, SkodaAuto, supplied without key



²⁾ With 2 keys

³⁾ Lock no. 12321; other locks not suitable

⁴⁾ Lock no. 2123; other locks not suitable

Lock inserts

Fits in comfort handle, mini-comfort handle, Ergoform-S standard, folding lever handle

Installation in		
	Safety and push-button lock inserts	
	Comfort handle ⁴⁾ , Mini-comfort handle ⁴⁾	Comfort handle ⁵⁾ , Mini-comfort handle ⁵⁾ , Ergoform-S standard, Folding lever handle for CM
	Model No.	
Lock insert lock no. 3524 E ¹⁾	8611.180	2467.000
Push-button insert	8611.190	2468.000
Push-button and lock insert ¹⁾	8611.200²⁾	2469.000³⁾

¹⁾ With 2 keys

²⁾ Lock no. 12321; other locks not suitable

³⁾ Lock no. 2123; other locks not suitable

⁴⁾ For lock inserts

⁵⁾ For semi-cylinder



Folding lever handle

for CM




The folding lever handle leaves the surface of the door completely free allowing extra space for installed equipment.

Dimensions:

- Length: 242 mm (when fitted)
- Width: 50 mm
- Depth: 17.5 mm

Color:

- Housing: similar to RAL 9005
- Handle: similar to RAL 9006

			
	For lock inserts	For padlock and lock inserts	With lock insert, lock E ¹⁾
	Model No.		
	5001.060	5001.062	5001.061

Lock inserts, type F

7 mm square	8611.100	8611.100	-
8 mm square	8611.110	8611.110	-
7 mm triangular	8611.120	8611.120	-
8 mm triangular	8611.130	8611.130	-
Screwdriver	8611.140	8611.140	-
Daimler insert	8611.150	8611.150	-
3 mm double-bit	8611.160	8611.160	-
Fiat	8611.170	8611.170	-
6.5 mm triangular (CNOMO)	8611.220	8611.220	-

Safety and push-button lock inserts

Lock insert, lock no. 3524 E ²⁾	2467.000	2467.000	-
Push-button insert	2468.000	2468.000	-
Push-button and lock insert ²⁾	2469.000 ³⁾	2469.000 ³⁾	-

¹⁾ Only for use with VW, Audi, SEAT, SkodaAuto, supplied without key

²⁾ With 2 keys

³⁾ Lock no. 2123; other locks not suitable



Doors/Locks

Lock systems



Comfort handle

**with code
for TS, TS IT, SE**

Flexible access option with

- individual 3-digit number code, no key required
- or
- via master key function with additional use of 40 or 45 mm semi-cylinder in line with DIN 18 252, independent of number code

Color	Model No.
RAL 7035	7200.800
RAL 9005	7200.801

+ Accessories:

- Safety and push-button lock inserts, see page 483



Adjacent door lock

for TS

For easy operation of the adjacent door from the outside if the handle on the inside is difficult to access due to pivoting frames or 19" installed equipment. The adjacent door can easily be converted at a later date using the drilling template enclosed. The handle on the inside is no longer required.

Color:

- RAL 7035

Supply includes:

- Assembly components

Packs of	Model No.
1 pc(s).	8611.370

+ Accessories:

- Standard double-bit lock insert may be exchanged for 27 mm lock inserts, type A, see page 488



Locking bar latch to CNOMO¹⁾

Suitable for all locking bars on TS doors and glazed doors, with standard lock or comfort handle


The latch prevents locking bars from moving when the door is open. For mounting on the bolt of the bar guide.

¹⁾ CNOMO is a specification by the French automobile industry, for safety reasons, it must not be possible to lock the handle while the door is open

Packs of	Model No.
10 pc(s).	8611.210

! Also required:

- for CNOMO¹⁾
Lock inserts, type F, 6.5 mm triangular insert 8611.220, see page 488



Spring washer

When disassembling TS locking bars, the spring washers are not suitable for re-use.

Material:

- Spring steel

Surface finish:

- Zinc-plated

	Packs of	Model No.
Spring washer	100 pc(s).	8800.070

Mini-comfort handle

for AE with cam, EL 3-part

Designed for the installation of lock inserts and for the installation of standard commercially available 40 or 45 mm semi-cylinders, as well as lock and push-button inserts.


Material:

– Die-cast zinc

Color:

– RAL 7035



				
	For lock inserts		For semi-cylinder	
	Model No.			
For housing system	EL	AE	EL	AE
	7705.110	2537.010	7705.120	2537.000
Lock inserts, type F				
7 mm square	8611.100	8611.100	–	–
8 mm square	8611.110	8611.110	–	–
7 mm triangular	8611.120	8611.120	–	–
8 mm triangular	8611.130	8611.130	–	–
Screwdriver	8611.140	8611.140	–	–
Daimler insert	8611.150	8611.150	–	–
3 mm double-bit	8611.160	8611.160	–	–
Fiat	8611.170	8611.170	–	–
6.5 mm triangular (CNOMO)	8611.220	8611.220	–	–
Safety and push-button lock inserts				
Lock insert, lock no. 3524 E ¹⁾	8611.180	8611.180	2467.000	2467.000
Push-button insert	8611.190	8611.190	2468.000	2468.000
Push-button and lock insert ¹⁾	8611.200 ²⁾	8611.200 ²⁾	2469.000 ³⁾	2469.000 ³⁾

¹⁾ With 2 keys

²⁾ Lock no. 12321; other locks not suitable

³⁾ Lock no. 2123; other locks not suitable

Lock systems



Ergoform-S lock system

The unlocked handle folds out forwards and is pivoted to open the enclosure.

Material:

- Die-cast zinc

Surface finish:

- Powder-coated

			
	Standard	Standard for KS plastic enclosures	Special prepared for ASSA lock system
	Model No.		
Brown	-	-	2453.000
Matt nickel-plated	2452.000	-	-
RAL 7035	2435.000	1490.010	-
RAL 7035 with brown handle and bracket	2455.010	-	-
Lock inserts, type A			
7 mm square	2460.000	2460.000	-
8 mm square	2461.000	2461.000	-
7 mm triangular	2462.000	2462.000	-
8 mm triangular	2463.000	2463.000	-
Screwdriver	2464.000	2464.000	-
Daimler insert	2465.000	2465.000	-
3 mm double-bit	2466.000	2466.000	-
Fiat	2307.000	2307.000	-
6.5 mm triangular (CNOMO)	2460.650	2460.650	-
Safety and push-button lock inserts			
Lock insert, lock no. 3524 E ¹⁾	2467.000	2467.000	-
Push-button insert	2468.000	2468.000	-
Push-button and lock insert ¹⁾	2469.000 ²⁾	2469.000 ²⁾	-

¹⁾ With 2 keys








²⁾ Lock no. 2123; other locks not suitable

Plastic handles

with or without lock cylinder insert.

Supply includes:

- Assembly components and seal

Type	B		C		E		G
							
	With lock cylinder insert, lock no. 3524 E ¹⁾	Without lock cylinder insert	With lock cylinder insert, lock no. 3524 E ¹⁾	Without lock cylinder insert	With lock cylinder insert, lock no. 3524 E ¹⁾	Without lock cylinder insert	With lock cylinder insert, lock no. 3524 E ¹⁾
	Model No.						
RAL 9011	2576.000	2533.000	2485.000	2485.100	-	-	2599.000
RAL 8019	-	-	-	-	1484.000	1484.001	-

¹⁾ With 2 keys









T handles

with or without lock cylinder insert.

Supply includes:

- Seal

Type	B		C		for JB, WM	
						
	With lock cylinder insert ¹⁾	Without lock cylinder insert	With lock cylinder insert ¹⁾	Without lock cylinder insert	Pad locking	Key locking
Model No.	2575.000²⁾	2572.000	2535.000²⁾	2536.000	8018.577	8018.982
Model No. US	-	-	-	-	WMQTPLS6	WMQTKLS6




¹⁾ With 2 keys

²⁾ Lock no. 3524 E



L-handle

for WM

				
		Non-locking	Pad-locking	Key-locking
Model No.	RAL 9011	8018.580	8018.581	8015.168
Model No. US		WMLHNL	WMLHPL	WMLHKL
Model No.	316 SS	8018.578	8018.579	8018.691
Model No. US		WMLHNLS6	WMLHPLS6	WMLHKLS6









Doors/Locks

Lock systems

Cam locks



						
	With double-bit insert	With lock cylinder insert ³⁾	With double-bit insert	With lock cylinder insert ³⁾	With lock insert, lock E1 ¹⁾ RAL 7035	With double-bit insert
Material: Housing	Die-cast zinc, nickel-plated		Fiberglass-reinforced polyamide			100% stainless steel 1.4404 (AISI 316L)
	Model No.					
	2520.000	2530.000	2420.000	2430.000	2540.500	2304.000

Lock inserts

7 mm square	2523.000	–	2460.000	–	–	–
8 mm square	2526.000	–	2461.000	–	–	–
7 mm triangular	2527.000	–	2462.000	–	–	–
8 mm triangular	2528.000	–	2463.000	–	–	–
Screwdriver	–	–	2464.000	–	–	–
Daimler insert	2522.000	–	2465.000	–	–	–
3 mm double-bit	2483.000	–	2466.000	–	–	–
Fiat	–	–	2307.000	–	–	–
6.5 mm triangular (CNOMO)	–	–	2460.650	–	–	–


Lock cylinder inserts

With lock no. 3524 E ²⁾	–	–	2571.000	–	–	–
------------------------------------	---	---	----------	---	---	---






¹⁾ Only for use with VW, Audi, SEAT, SkodaAuto, supplied without key

²⁾ With 2 keys



³⁾ Lock no. 3524 E



Lock inserts

Type	A	C	D	E	F
					
Material	Die-cast zinc	Die-cast zinc	Die-cast zinc	Plastic	Die-cast zinc
Length	27 mm	41 mm	47 mm		
	Model No.				
7 mm square	2460.000	2523.000	–	–	8611.100
8 mm square	2461.000	2526.000	–	1488.000	8611.110
7 mm triangular	2462.000	2527.000	–	–	8611.120
8 mm triangular	2463.000	2528.000	–	1486.000	8611.130
Screwdriver	2464.000	–	–	–	8611.140
Daimler insert	2465.000	2522.000	–	–	8611.150
3 mm double-bit	2466.000	2483.000	2484.000	1492.000	8611.160
Fiat	2307.000	–	–	–	8611.170
6.5 mm triangular (CNOMO)	2460.650	–	–	–	8611.220

Lock cylinder inserts

Type	B	C
		
	With lock no. 3524 E ¹⁾	With lock no. 3524 E ¹⁾
Material	Die-cast zinc	Die-cast zinc
	Model No.	
	2571.000	2525.000

¹⁾ With 2 keys



Semi-cylinder lock

for AE compact enclosures

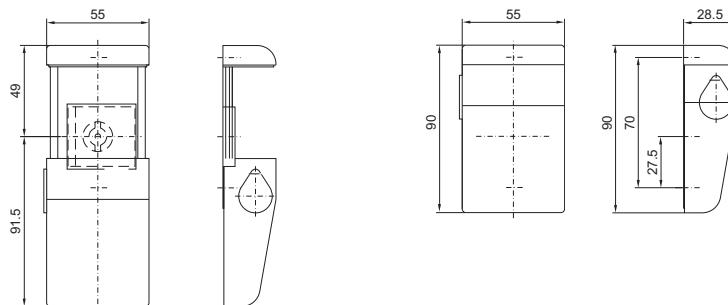
For retro-fitting to any single-door enclosure with cam lock.

The cover plate is locked with semi-cylinders measuring 40 or 45 mm overall (in line with DIN 18 252). Additional cover protects the cylinder from dirt. The protection category of the enclosure is not reduced. Supplied without semi-cylinder.

Material:

- Die-cast zinc

Type	Model No.
RAL 7035	2534.100
nickel-plated (matt)	2534.500



Lock cover

for padlocks or multiple locks

For retro-fitting to any AE compact enclosure made from carbon steel and with cam lock.

Material:

- Die-cast zinc

Surface finish:

- Nickel-plated

Packs of	Model No.
1 pc(s).	2493.000



Doors/Locks

Lock systems



Multiple lock

for 6 padlocks

The ideal solution when enclosure access is required by different maintenance and repair personnel.

Material:

- Carbon steel

Surface finish:

- Zinc-plated

Packs of	Model No.
2 pc(s).	2493.500



Safety lock

Fitted to doors, to protect against contact with live electrical equipment while the master switch is ON.

Function:

- Locks the door when the main switch is ON
- Mains power (voltage) is only enabled when the door is closed
- Lock magnets are monitored by an additional N.O. contact

Supply includes:

- Lock
- Actuator
- Angle bracket
- Assembly components

Supply voltage for lock magnet	Model No.
230 V AC 11 VA	2416.000
24 V DC 27 BTU (8 W)	2418.000
120 V AC 8 VA	2419.000



Also required:

- For double-door enclosures (indicating "enclosure door closed" for the overlapping door): door-operated switch 4127.010, see page 550







Padlock hasp

for EB, JB, AE, WM

Material	Model No.	Model No. US
Carbon steel	8018.973	WMPADRCS
Stainless steel 1.4301 (AISI 316)	8018.974	WMPADRS6

Enclosure key

For lock inserts (one double-bit key is supplied with every enclosure).

				
	Model No.			
	-	-	2549.000	2549.500 ²⁾³⁾
Double-bit key no. 5	2531.000	-	■	■
Security lock no. 3524 E	-	2532.000¹⁾	-	-
7 mm triangular	2545.000	-	-	■
8 mm triangular	2546.000	-	■	■
7 mm square	2547.000	-	-	■
8 mm square	2548.000	-	■	■
For HD locks	2549.600	-	-	-
For Daimler	2521.000	-	-	-
For Fiat	2308.000	-	-	-

¹⁾ Packs of 2

²⁾ With bit adapter and reversible bit for:
Multi-tooth size 25 and Phillips-head (Ph 2)

³⁾ Bit 2549.510 for HD lock insert, see page 164

